



PERRY LOCAL SCHOOLS

EXECUTIVE SUMMARY | DECEMBER 2022





Board of Education

Dr. Jack Thompson - Superintendent

Dr. Betty Jo Malchesky - Assistant Superintendent

Lew Galante - Chief Financial Officer

Tippi Foley - President

Nicole Trefzger - Vice President

Jesse Lydic

Andy Roberts

Mark Welch

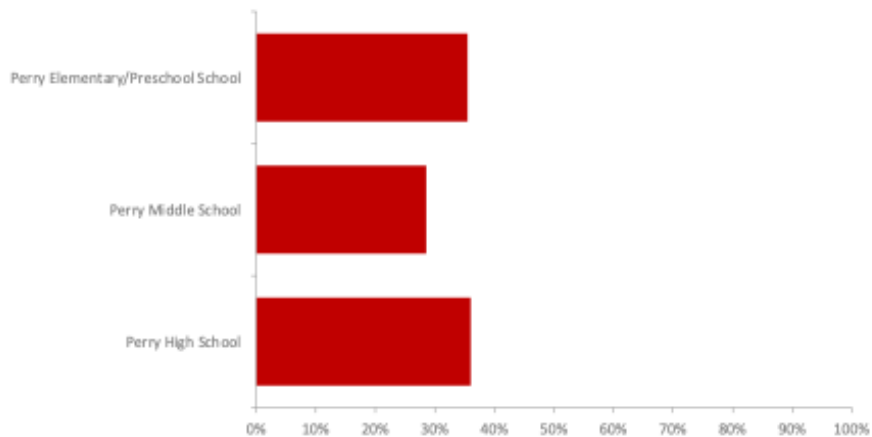
Parent Survey Results

A communications survey was deployed via email, newspaper, and social media. 375 respondents completed the survey between November 4 – November 18, 2022.

The questions were are follows:

Q1

Which school does a student from your household attend?



• Answered: 375 Skipped: 0

Responses ranked highest to lowest:

▪ **Perry High School: 35.88%**

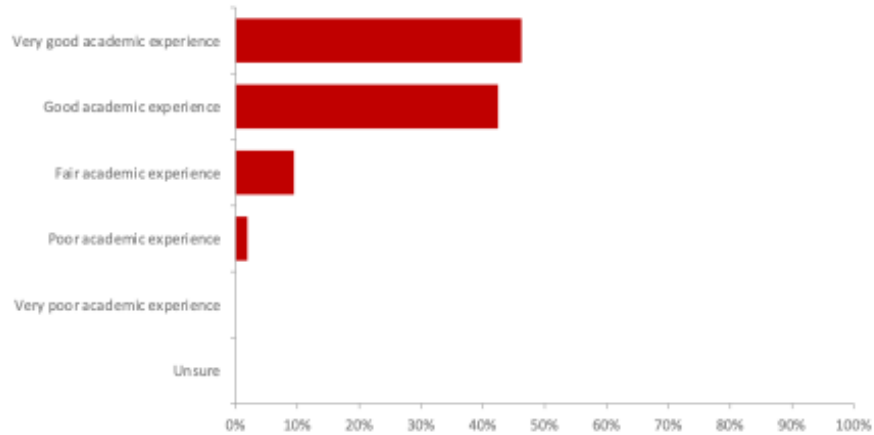
- Perry Elementary/Preschool: 35.36%
- Perry Middle School: 28.76%

Comments/Trends: There were close to an equal number of responses from all three buildings

Parent Survey Results

Q2

Do you believe Perry High School offers a:



• Answered: 106 Skipped: 269

Responses ranked highest to lowest:

▪ **VERY GOOD academic experience: 45.79%**

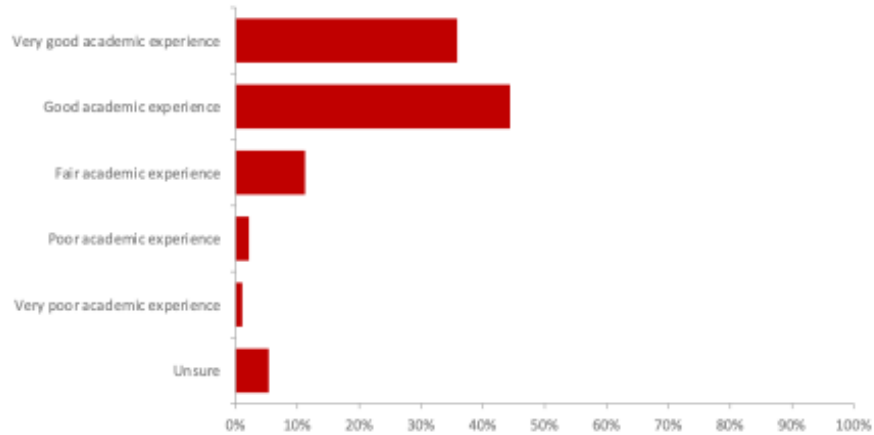
- GOOD academic experience: 42.06%
- FAIR academic experience: 10.28%
- POOR academic experience: 1.87%
- VERY POOR academic experience: 0%
- INSURE: 0%

Comments/Trends: Perry High School received an overall Very Good/Good combined score of 87.85%

Parent Survey Results

Q3

Do you believe Perry Middle School offers a:



• Answered: 187 Skipped: 188

Responses ranked highest to lowest:

▪ **GOOD academic experience: 44.21%**

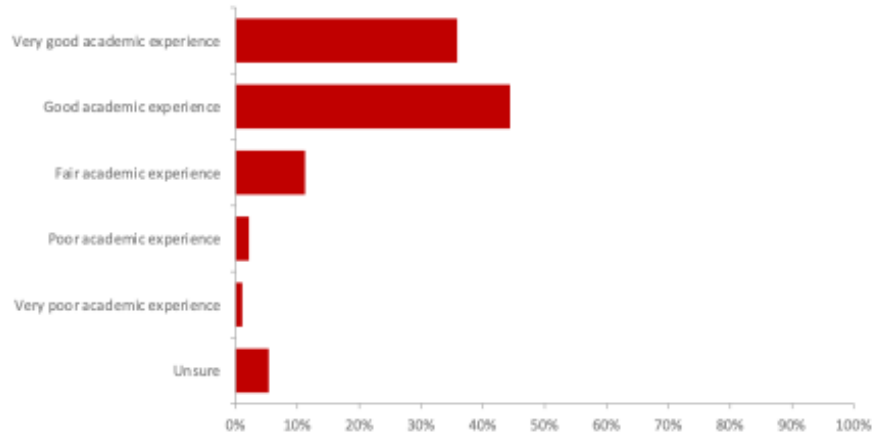
- VERY GOOD academic experience: 35.26%
- FAIR academic experience: 12.11%
- POOR academic experience: 2.11%
- VERY POOR academic experience: 1.08%
- INSURE: 5.26%

Comments/Trends: Perry High School received an overall Very Good/Good combined score of 79.47%

Parent Survey Results

Q4

Do you believe Perry Elementary/Preschool offers a:



• Answered: 187 Skipped: 188

Responses ranked highest to lowest:

▪ **VERY GOOD academic experience: 43.94%**

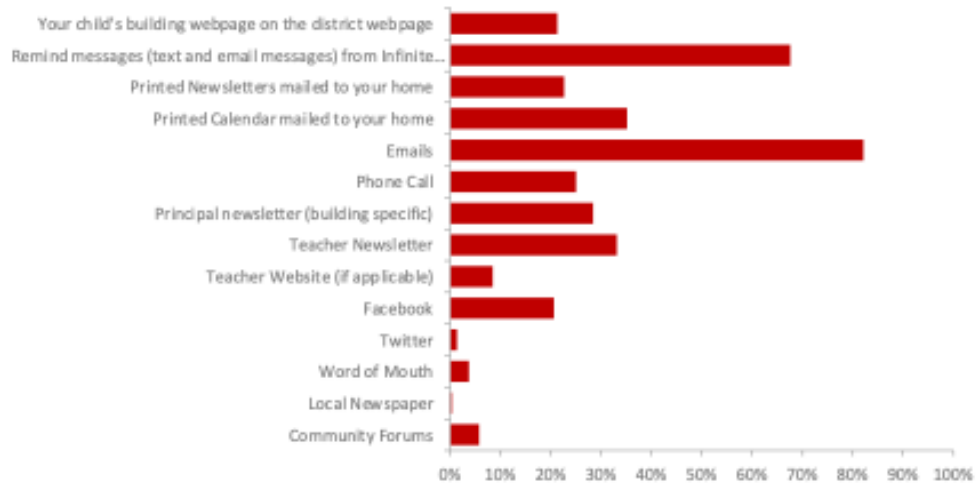
- GOOD academic experience: 37.37%
- FAIR academic experience: 9%
- INSURE: 7.61%
- POOR academic experience: 1.38%
- VERY POOR academic experience: .69%

Comments/Trends: Perry Elementary/Preschool received an overall Very Good/Good combined score of 81.31%

Parent Survey Results

Q5

Which Perry Local School District communication methods are most useful for you?



• Answered: 296 Skipped: 79

Responses ranked highest to lowest:

▪ EMAILS: 82%

- Remind messages (text and email messages) from Infinite Campus: 67.33%
- Printed Calendar mailed to your home: 35%
- Teacher Newsletter: 32.67%
- Principal Newsletter (building specific): 28.33%
- Phone Call: 25.67%
- Printed Newsletters mailed to your home: 22.33%
- Your child's building webpage on the district website: 21%
- Facebook: 20.67%
- Teacher Website (if applicable): 8.33%
- Community Forums: 5.67%
- Word of Mouth: 3.67%
- Twitter: 1.67%
- Local Newspaper: .33%

Comments/Trends: Overall, emails ranked the most useful communication vehicle at 82% followed by Remind messages from Infinite Campus at 67.33%

Parent Survey Results

Q6

Which communication methods would you prefer the district to utilize more often?



• Answered: 272 Skipped: 103

Responses ranked highest to lowest:

▪ EMAILS: 64.73%

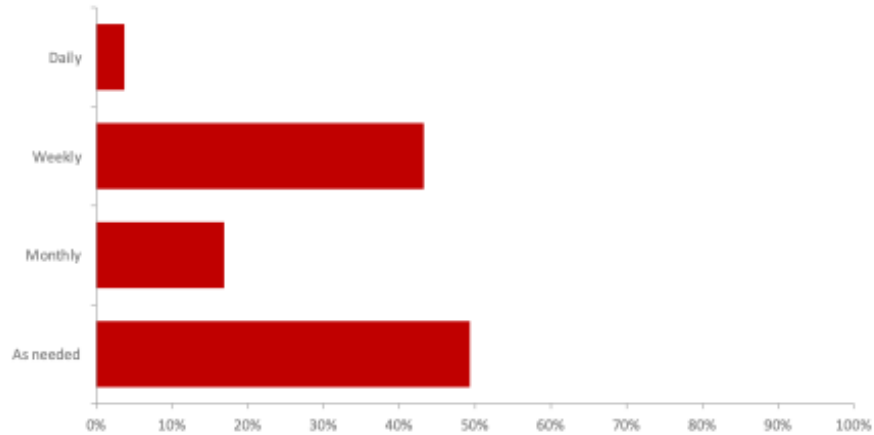
- Remind messages (text and email messages) from Infinite Campus: 51.27%
- Teacher Newsletter: 22.91%
- Printed Calendar mailed to your home: 19.64%
- Printed Newsletters mailed to your home: 18.91%
- Facebook: 18.18%
- Principal Newsletter (building specific): 17.45%
- Phone Call: 15.27%
- Your child's building webpage on the district website: 12.73%
- Teacher Website (if applicable): 7.64%
- Community Forums: 3.64%
- Word of Mouth: 1.45%
- Twitter: 1.09%
- Local Newspaper: 0%

Comments/Trends: Overall, emails ranked the communication vehicle preferred for use by the district at 64.73% followed by Remind messages from Infinite Campus at 51.77%

Parent Survey Results

Q7

How often do you wish to receive district-level communications.



• Answered: 296 Skipped: 79

Responses ranked highest to lowest:

▪ **AS NEEDED: 49.67%**

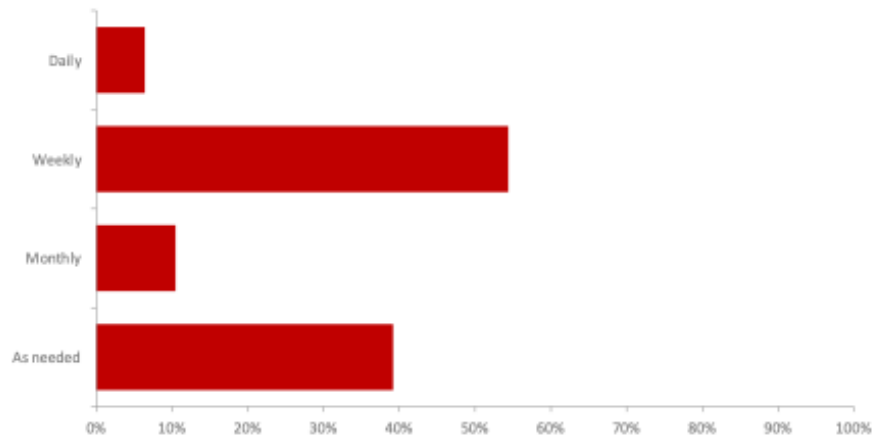
- Weekly: 42.67%
- Monthly: 17%
- Daily: 3.67%

Comments/Trends: 49.67% of Parents wish to receive DISTRICT level communications as needed.

Parent Survey Results

Q8

How often do you wish to receive building level communications.



• Answered: 296 Skipped: 79

Responses ranked highest to lowest:

▪ **WEEKLY: 54.33%**

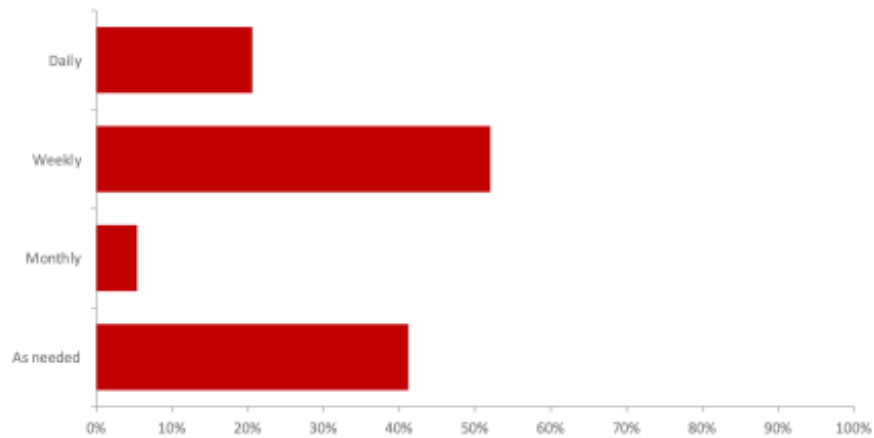
- As needed: 39.33%
- Monthly: 10.33%
- Daily: 6.33%

Comments/Trends: 54.33% of Parents wish to receive BUILDING-level communications weekly.

Parent Survey Results

Q9

How often do you wish to receive classroom-level communications.



• Answered: 296 Skipped: 79

Responses ranked highest to lowest:

▪ **WEEKLY: 51.67%**

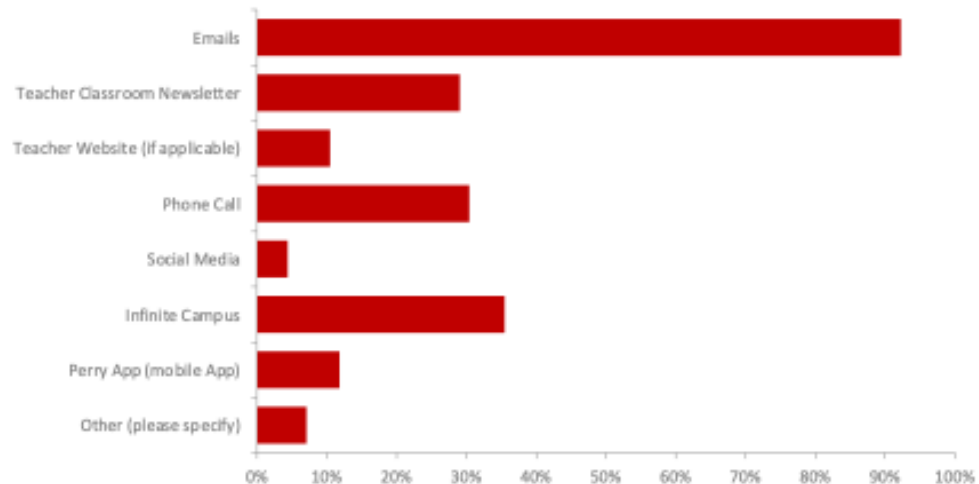
- As needed: 41%
- Daily: 21%
- Monthly: 5.33%

Comments/Trends: 51.67% of Parents wish to receive CLASSROOM-level communications weekly.

Parent Survey Results

Q10

How do you prefer to receive information from your student's teacher?



• Answered: 296 Skipped: 79

Responses ranked highest to lowest:

▪ EMAILS: 92.33%

- Infinite Campus: 35.59%
- Phone Call: 30.51%
- Teacher Classroom Newsletter: 29.15%
- Perry App (Mobile App): 11.86%
- Teacher Website (if applicable): 10.51%
- Other: 7.12%
- Social Media: 4.41%

Comments/Trends: 92.33% of parents chose emails as the preferred method of communication. If respondents chose OTHER, they were asked to comment as to why. Here is what 21 people commented:

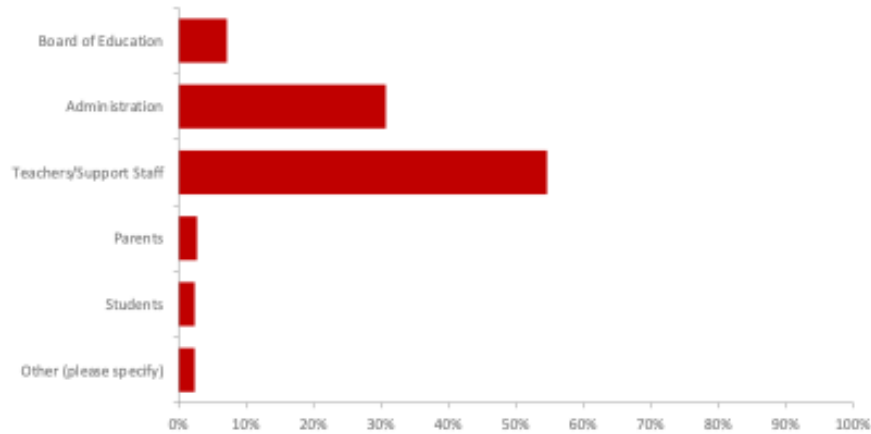
▪ TEXT: 28%

- App: 23%
- Class Dojo: 14%
- Conferences: 9%

Parent Survey Results

Q11

Who do you trust most to provide information about Perry Local Schools?



• Answered: 293 Skipped: 82

Responses ranked highest to lowest:

▪ **TEACHER/SUPPORT STAFF: 54.21%**

- Administration: 30.64%
- Board of Education: 7.07%
- Parents: 2.69%
- Other: 2.36%
- Students: 3.03%

Comments/Trends: 54.21% of parents said they trust the teachers/support staff to provide them with information about Perry Local Schools. If respondents chose OTHER, they were asked to comment as to why. Here is what 4 people commented:

- My child
- Depends on the info-you can trust some people but not others
- Tons of communication is sent out. It would be nice to have links in one location.
- Anyone who knows what's going on.

Parent Survey Results

Q12

Overall, how would you rate the Perry Local School District's communication with parents?



• Answered: 277 Skipped: 98

Scores Received:

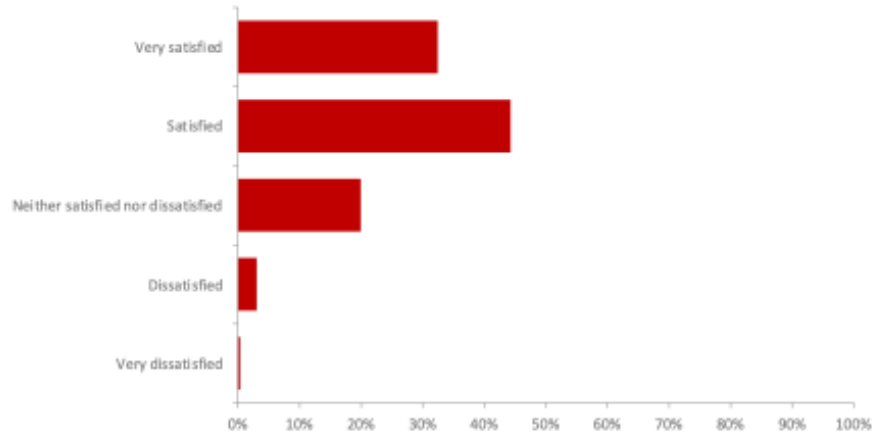
- 5=37.01%
- 4=41.64%
- 3=14.59%
- 2=5.69%
- 1=1.07%

Comments/Trends: Perry Local Schools received a 4.1 out of 5-star rating for their efforts in communicating with parents.

Parent Survey Results

Q13

How satisfied are you with the Infinite Campus app, used by Perry Local Schools?



• Answered: 296 Skipped: 79

Responses ranked highest to lowest:

▪ **SATISFIED: 44.33%**

- Very Satisfied: 32%
- Neither satisfied or dissatisfied: 19.67%
- Dissatisfied: 3.67%
- Very dissatisfied: .33%

Comments/Trends: 76.33% of parents are satisfied with the Infinite Campus app.

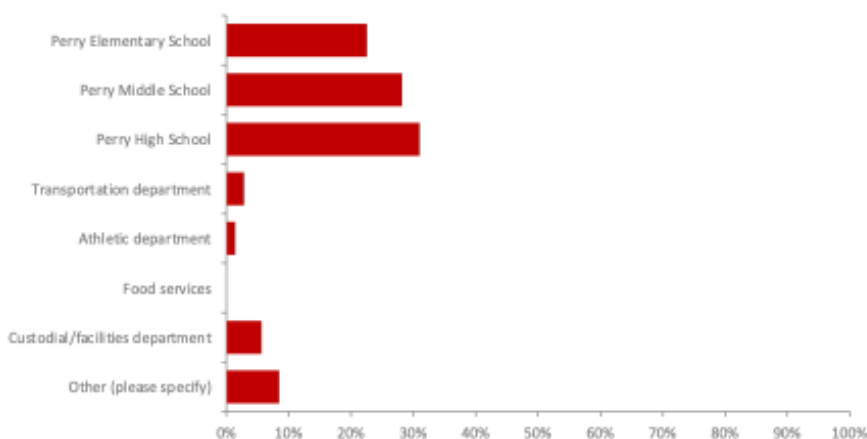
Staff Survey Results

A communications survey was deployed via email to staff. Seventy-one respondents completed the survey between November 4 – November 18, 2022.

The questions were are follows:

Q1

Where do you work?



Answered: 71 Skipped: 0

Responses ranked highest to lowest:

▪ PERRY HIGH SCHOOL: 30.99%

- Perry Middle School: 28.17%
- Perry Elementary: 22.54%
- Other: 8.45%
- Custodial/Facilities department: 5.63%
- Transportation department: 2.82%
- Athletic Department: 1.41%
- Food Service: 0%

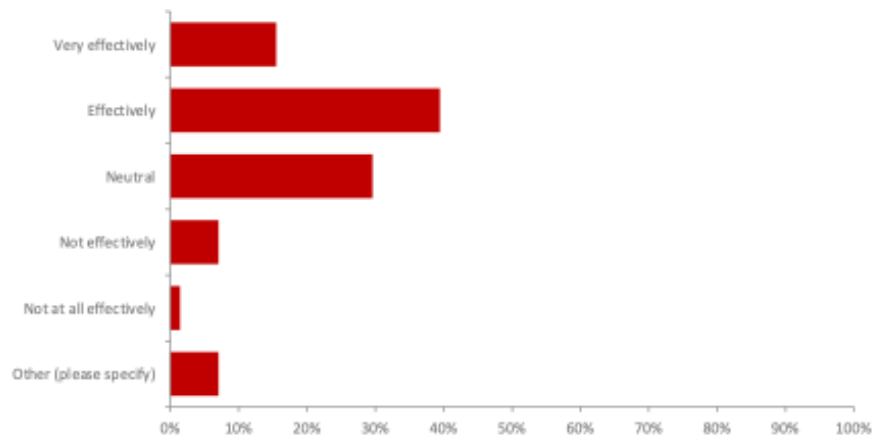
Comments/Trends: 30.99% of respondents work at Perry High School. If respondents chose OTHER, they were asked to comment as to why. Here is what 4 people commented:

- All buildings
- High school/middle school
- IT
- Central Office

Staff Survey Results

Q2

In your opinion, how effectively does the district communicate its value to the community?



Answered: 71 Skipped: 0

Responses ranked highest to lowest:

▪ **Effectively: 39.44%**

- NEUTRAL: 29.58%
- Very effectively: 15.49%
- Not effectively: 7.04%
- Other: 7.04%
- Not at all effectively: 1.41%

Comments/Trends: 39.44% of the staff at Perry Local Schools feel they effectively communicate its value to the community.

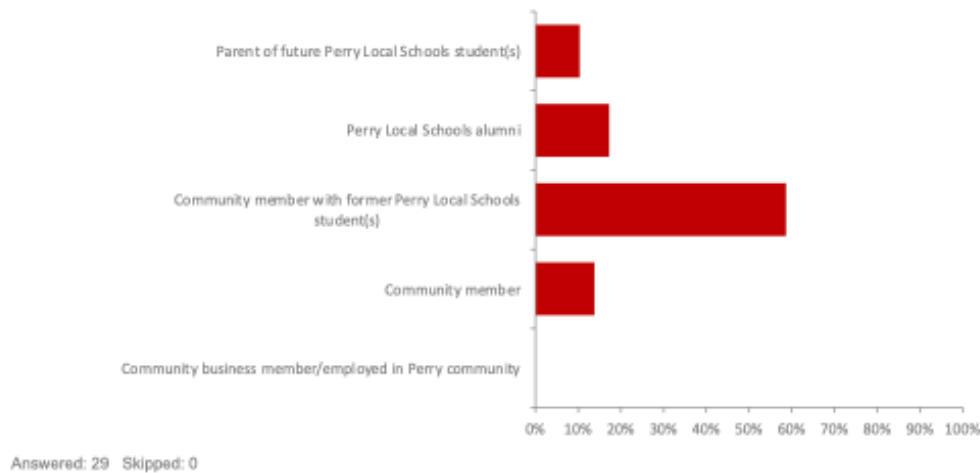
Community Survey Results

A communications survey was deployed via email, newspaper, and social media. Twenty-nine respondents completed the survey between November 4 – November 25, 2022.

The questions were are follows:

Q1

What best describes you?



Responses ranked highest to lowest:

▪ A community member: 46.84%

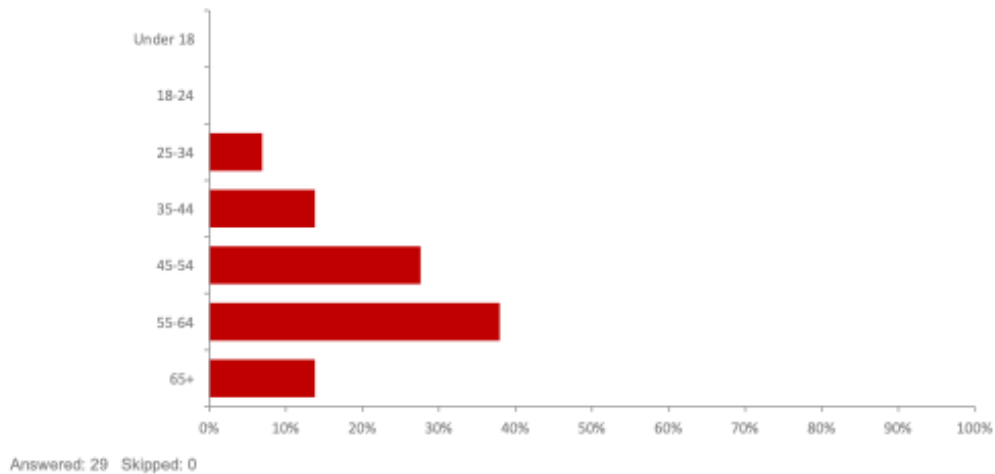
- A community member with former Perry Local Schools Students(s): 40.51%
- Perry Local Schools alumni: 8.86%
- Parent of future Perry Local Schools student: 3.80%
- Community business member/employed in Perry community: 0%

Comments/Trends: 46.84% of respondents are community members followed by 40.51% of respondents who are community members with a former Perry Local Schools student(s).

Community Survey Results

Q2

Into which age bracket do you belong?



Responses ranked highest to lowest:

▪ **65+: 67.07%**

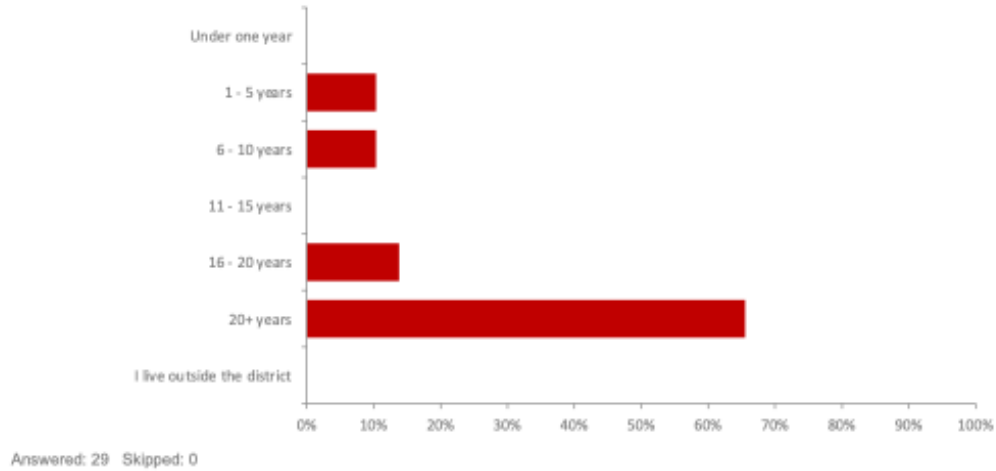
- 55-64: 14.63%
- 45-54: 9.76%
- 35-44: 6.10%
- 25-34: 2.44%
- 18-24: 0%
- Under 18: 0%

Comments/Trends: 67.07% of respondents fall into the 65+ age group, followed by 14.63% of people in the 55-64 age group.

Community Survey Results

Q3

How long have you lived in Perry Local School District?



Responses ranked highest to lowest:

▪ **20+ years: 50.60%**

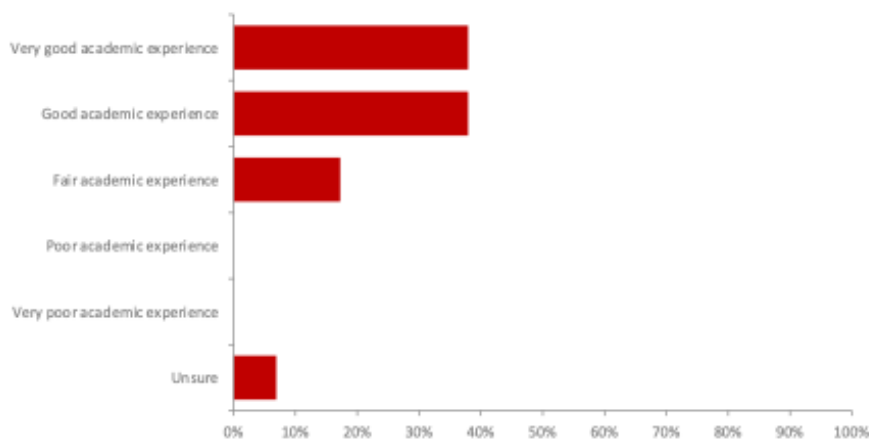
- I live outside the district: 20.48%
- 1-5 years: 12.05%
- 16-20 years: 8.43%
- 6-10 years: 7.23%
- Under one year: 1.2%
- 11-15 years: 0%

Comments/Trends: Over 50.60% of respondents have lived in the district for more than 20 years, followed by 20.48% of respondents who reside outside the district.

Community Survey Results

Q4

Do you believe Perry Local Schools offers a(n):



Answered: 29 Skipped: 0

Responses ranked highest to lowest:

▪ **Very good academic experience: 50%**

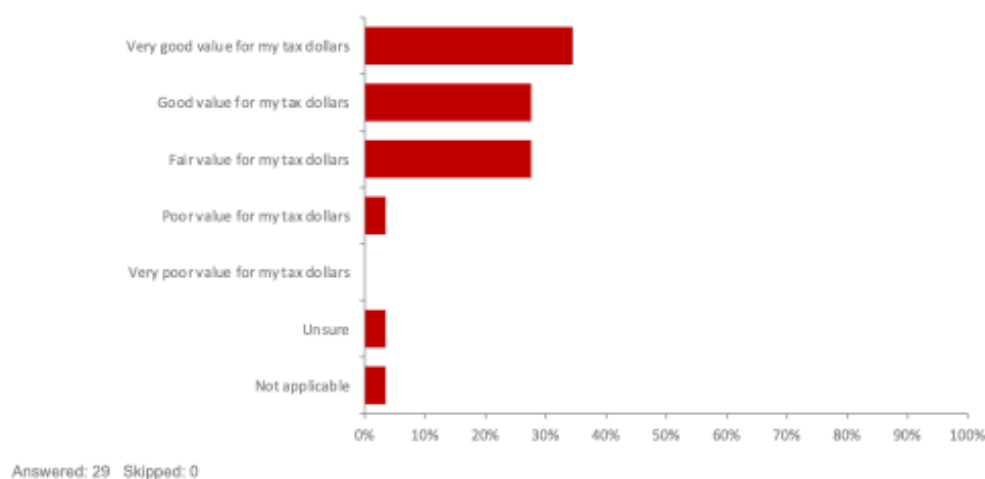
- Good academic experience: 31.58%
- Unsure: 11.84%
- Fair academic experience: 6.58%
- Poor academic experience: 0%
- Very poor academic experience: 0%

Comments/Trends: 50% of respondents felt Perry Local Schools offers students a very good academic experience.

Community Survey Results

Q5

Do you believe Perry Local Schools offers a(n):



Responses ranked highest to lowest:

▪ **Very good value for my tax dollars: 37.97%**

- Good value for my tax dollars: 22.78%
- Not applicable: 16.46%
- Fair value for my tax dollars: 11.39%
- Unsure: 10.13%
- Poor value for my tax dollars: 1.27%
- Very poor value for my tax dollars: 0%

Comments/Trends: 37.97% of respondents felt Perry Local Schools offers a Very Good value for their tax dollars.

Community Survey Results

Q6

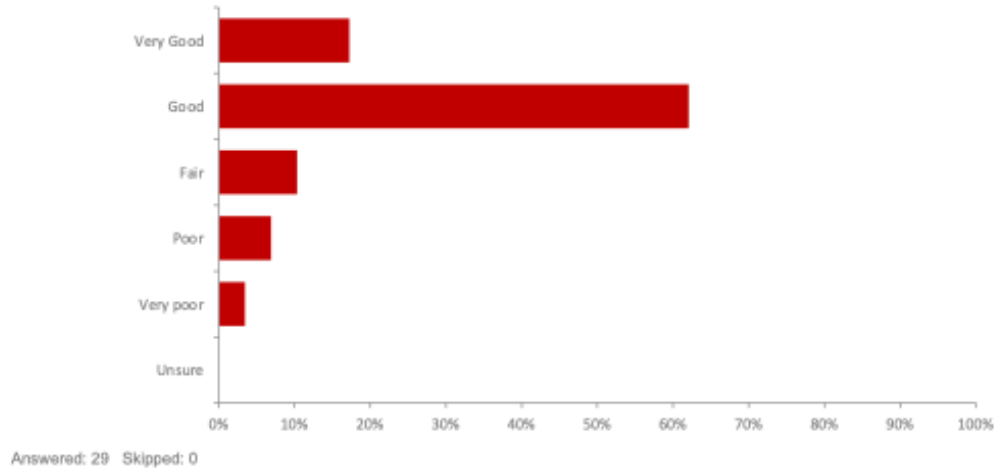
List three words that best describe Perry Local Schools.

- Safe, educational, fair
- Has excellent reputation
- Dynamic, impressive, sports
- Small, cliquish, entitled
- Excellent, proud, respected
- Goes above and beyond
- Blue ribbon school
- Satisfactory, acceptable, okay
- State-of-the art, clean, athletics
- Innovative, modern, clean
- Excellence in opportunities
- Good teachers, caring
- Strong
- Good for my family
- Beautiful, clean, friendly
- Forward looking, helpful teachers, service orientated
- Athletics above academics
- Clean, safe, modern
- Excellence in opportunities
- Geared towards average

Community Survey Results

Q7

How would you rate Perry Local Schools' communication with residents?



Responses ranked highest to lowest:

▪ **Good: 51.95%**

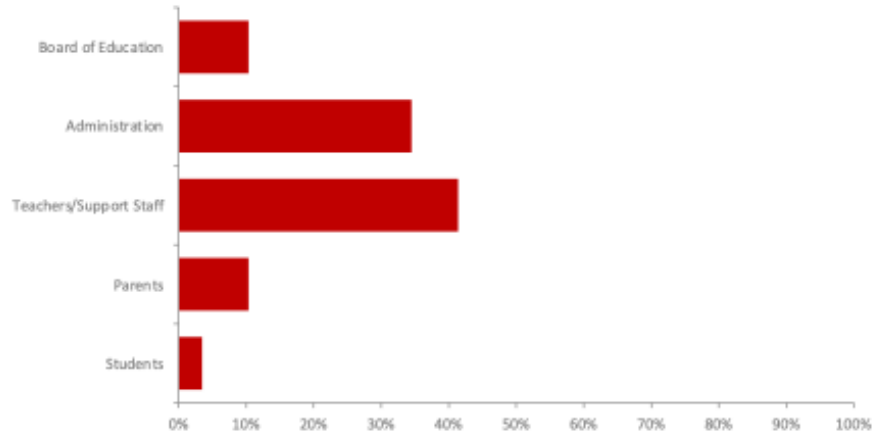
- Very Good: 16.88%
- Unsure: 15.58%
- Fair: 11.69%
- Poor: 2.60%
- Very Poor: 1.30%

Comments/Trends: Over 51% of respondents felt Perry Local Schools does a good job of communicating with residents.

Community Survey Results

Q8

Who do you trust most to provide information about Perry Local Schools?



Answered: 29 Skipped: 0

Responses ranked highest to lowest:

▪ **Teachers/Support Staff: 38.46%**

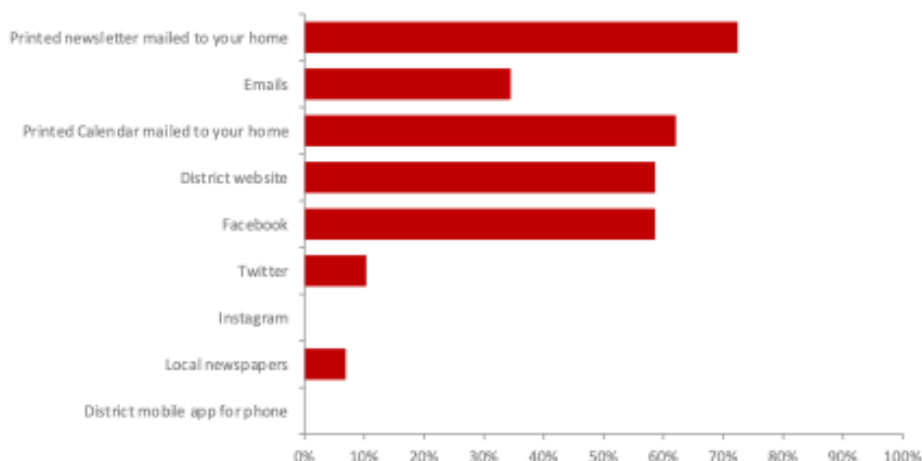
- Administration: 30.77%
- Board of Education: 15.38%
- Parents: 12.31%
- Students: 3.08%

Comments/Trends: 38.46% of respondents trust teachers/support staff to provide them with information concerning Perry Local Schools.

Community Survey Results

Q9

How do you currently receive district communication?



Answered: 29 Skipped: 0

Responses ranked highest to lowest:

▪ Printed calendar mailed to your home: 59.72%

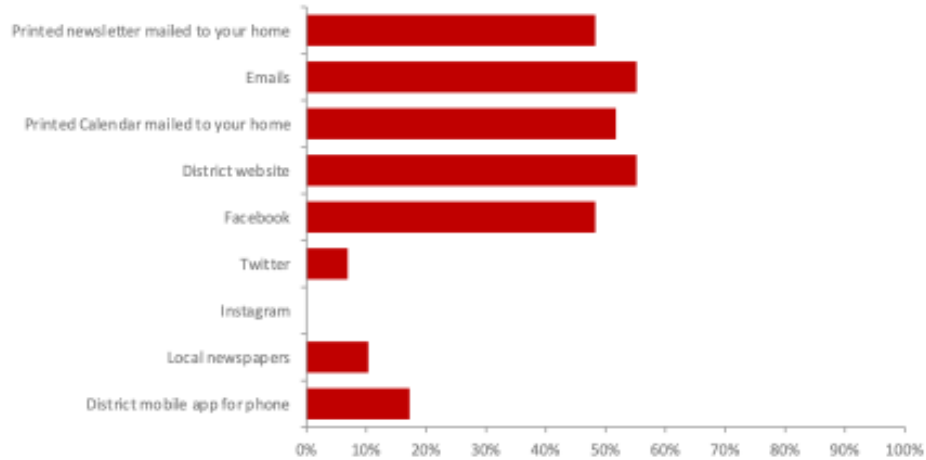
- Printed newsletter mailed to your home: 63.89%
- Facebook: 34.72%
- District website: 29.17%
- Local newspaper: 25.00%
- Emails: 16.67%
- Twitter: 4.17%
- District mobile app for phone: 1.39%
- Instagram: 0%

Comments/Trends: Over 59% of residents receive district communications through the yearly printed calendar sent to homes. and 63.89% of people receive communications via the quarterly printed newsletter mailed to homes.

Community Survey Results

Q10

How would you prefer to receive district communication in the future?



Answered: 29 Skipped: 0

Responses ranked highest to lowest:

▪ Printed calendar mailed to your home: 57.97%

- Printed newsletter mailed to your home: 49.28%
- Emails: 33.33%
- Facebook: 33.33%
- District website: 30.43%
- Local newspaper: 21.74%
- District mobile app for phone: 10.14%
- Twitter: 2.9%
- Instagram: 0%

Comments/Trends: 57.97% of residents prefer to receive district communications through the district printed calendar mailed to their homes, followed by 49.28% of residents prefer the printed newsletter mailed to their homes.

Community Survey Results

Q11

Briefly describe how Perry Local Schools can effectively communicate with those residents who do not, or no longer have a direct connection to the schools?

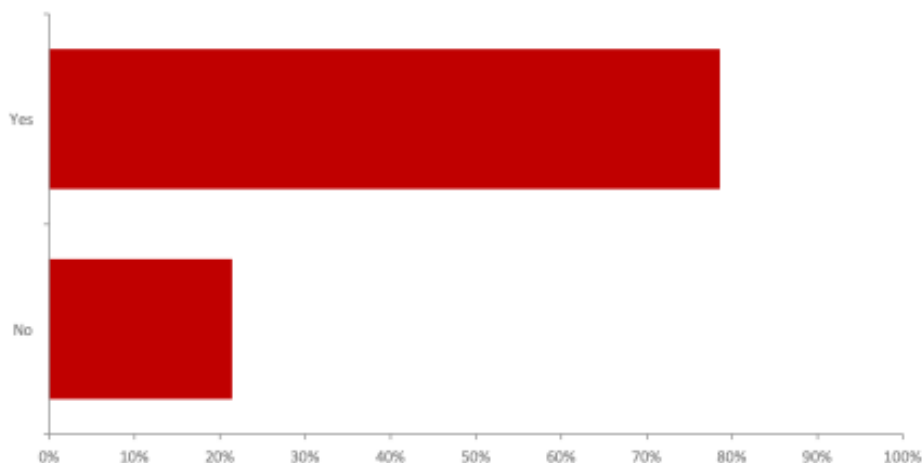
- Email
- Better Website
- Newsletter
- Traditional mailings to reach the most in the community
- Social Media: Facebook
- Community Forums
- Community Events at schools
- Direct mail

*PLEASE NOTE, a total of 54 respondents did not answer question 11.

Community Survey Results

Q12

In general, do you believe Perry Local School District is headed in the right direction?



Answered: 28 Skipped: 1

Responses ranked highest to lowest:

▪ **YES: 78.57%**

▪ No: 21.43%

Comments/Trends: Most of the community believes Perry Local Schools is headed in the right direction.

*PLEASE NOTE, a total of 54 respondents did not answer question 12.



PERRY LOCAL SCHOOLS

PERRY-LAKE.ORG

